





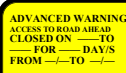





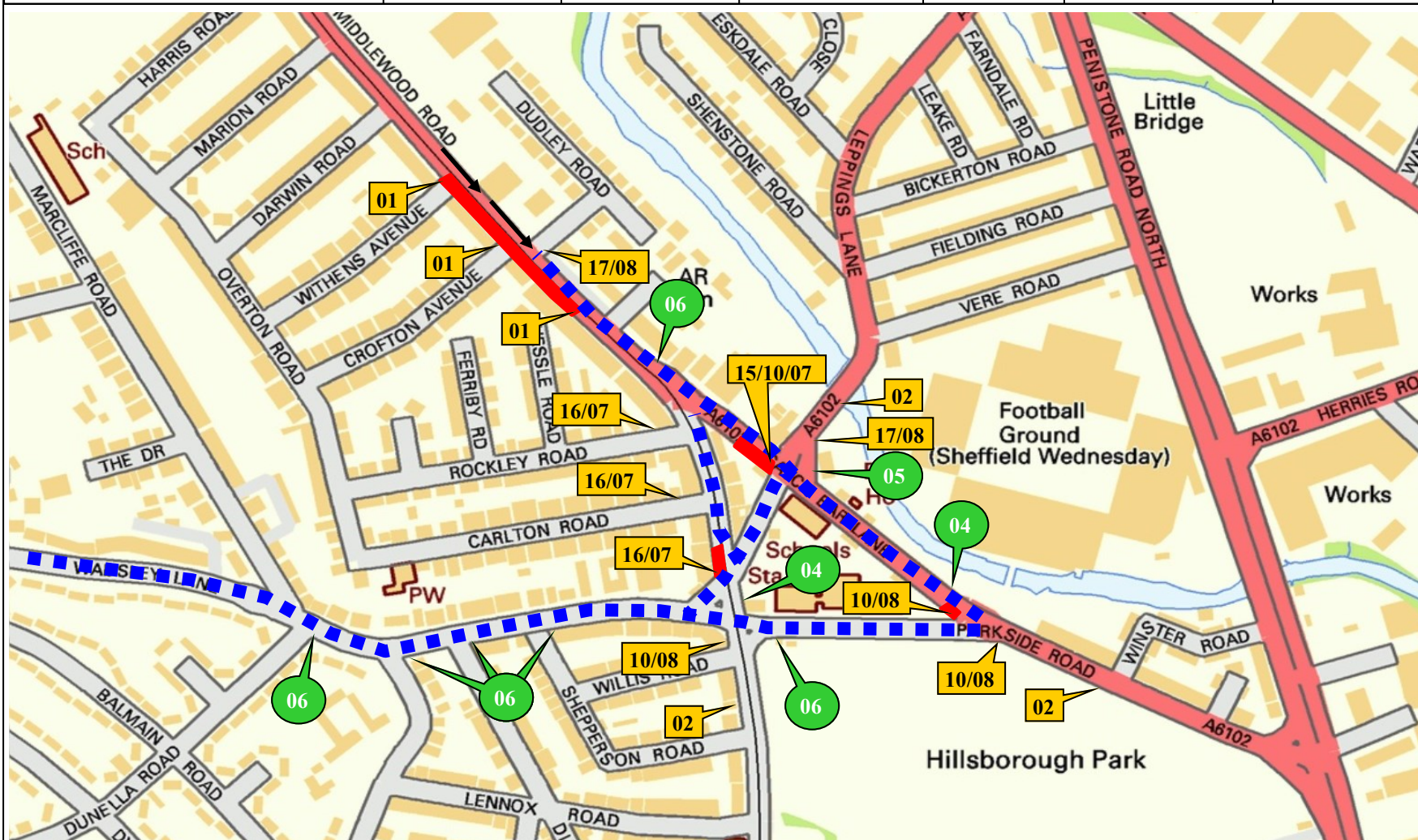


KEY	 01 	Middlewood Road Closed Ahead Follow Diversion 02	Diverted traffic → 04	 Diverted traffic 06	 Diversion 08	ROAD AHEAD CLOSED 10	 12	 14	Access To Asda Store Only 15
	ROAD CLOSED	Diversion ENDS 03	 Diverted traffic 05	 Diversion 07	 Diversion 09	 11	 13		



ROAD AHEAD CLOSED



16

ROAD AHEAD CLOSED



17

<div><div><div><div>A</div><div>PLANT</div></div><div>LUX</div></div><div>TRAFFIC CONTROL & MANAGEMENT</div><div>A-Plant Lux Traffic Control & Management Kemble Airfield Enterprise Park Cirencester Road Kemble GL7 6BQ Telephone: 0870 050 0792 Fax: 0845 0047105</div></div>	CROWN COPYRIGHT DATA REPRODUCED BY PERMISSION OF THE CONTROLLER OF HMSO					<div>KEY</div> <div><div><div></div></div> ROAD CLOSURE</div> <div><div><div></div><div></div><div></div></div> DIVERSION ROUTE</div> <div><div><div></div></div> ANTI-CLOCKWISE DIVERSION</div> <div><div><div></div></div> CLOCKWISE DIVERSION</div> <div><div><div></div></div> ROAD CLOSURE SIGN</div>		
	CLIENT DETAILS VOLKER RAIL		REP/DEPOT SC/251	DRAWN BY DC	ADDRESS MIDDLEWOOD ROAD SHEFFIELD			
	AMMEND NO 00		SHEET NO. 1 OF 1	DATE 03/12/18				
	SUITABLE TIME TO UNDERTAKE THE WORKS					ROAD CLOSURE LENGTH APPROX 60M ROAD CLOSURE WIDTH APPROX 3.5M		
	OFFPEAK 0930-1530	NIGHT 2100-0600	WEEKEND	WEEKDAY 0800-1700	24 HOUR WORKS			
	✓ X	✓ X	✓ X	✓ X	✓ X			
BUS ROUTE AFFECTED					✓ X		HIRE ADVICE Site 3 drawing C	